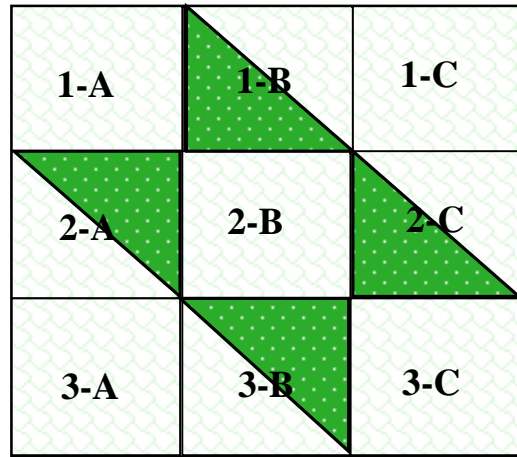



MARCH, 2018

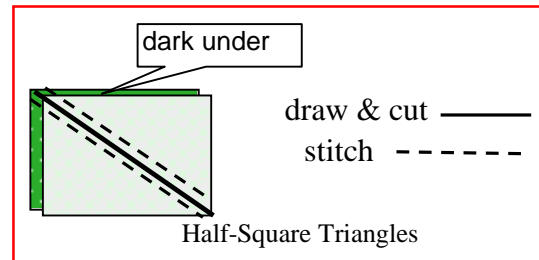
SIMPLIFIED ROAD TO CALIFORNIA



This block is very simple (to make up for the difficult February block.)

**YOU WILL NEED:**

- 5 light green floral print 4-1/2" squares
- 2 light green floral print 4-7/8" squares
- 2 BRIGHT spring green print 4-7/8" squares



**CONSTRUCTION:**

Place right sides together on each of the larger contrasting color squares. Draw a diagonal line on each set. Stitch 1/4" away on both sides of the line. Cut down the diagonal of each set to form 4 half-square triangles. Sew 1A to 1B, 2A to 2B and 3A to 3B. Then sew 1C to the 1st row, 2C to the 2nd and 3C to the 3rd. Sew your rows together. Be sure to **PRESS** along the way, and **STARCH** to make the squares more manageable. Always **STARCH** and press the completed block. It should measure 12-1/2".

**This Block celebrates the arrival of SPRING, or if you're IRISH - St. Patty's Day.**